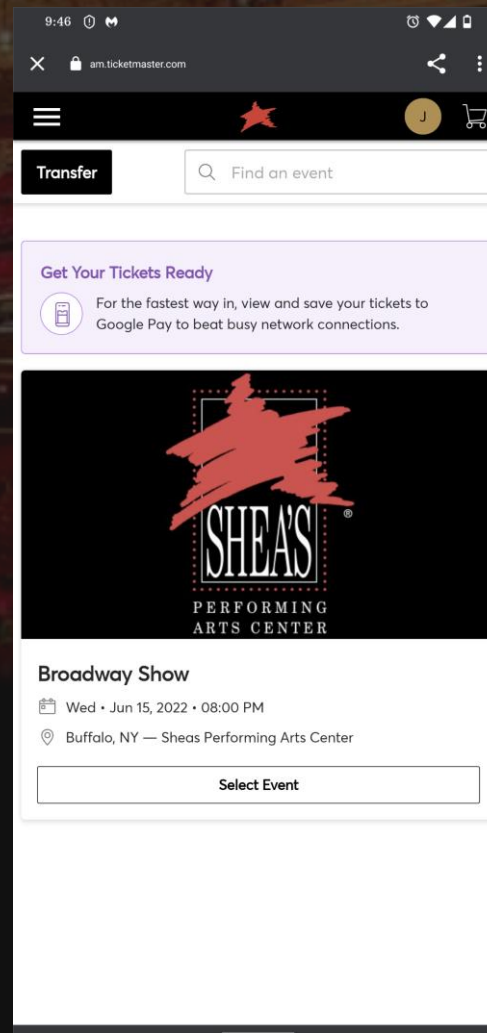
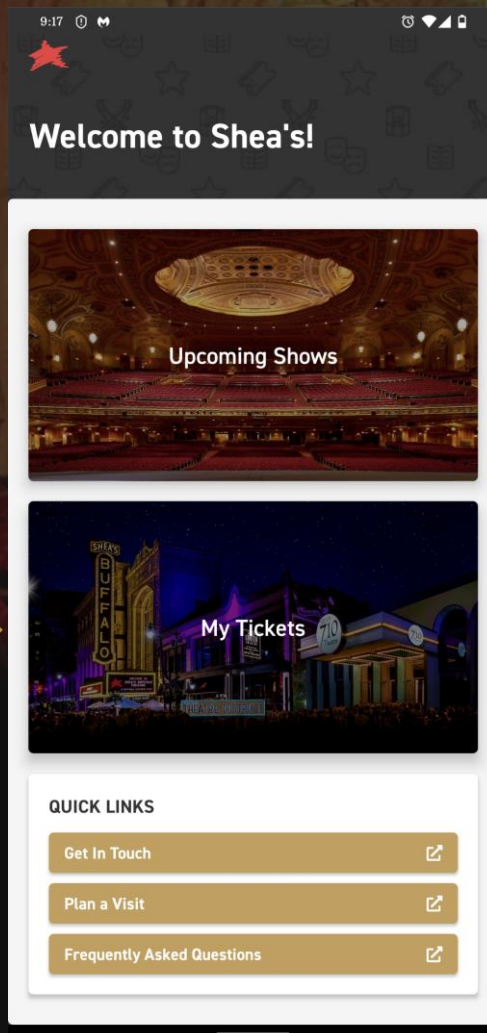


**Add to Google Pay**  
**From Your MY SHEA'S Account**  
**On Your Mobile (Android)**

Welcome to MY SHEA'S App, where our patrons can quickly and easily manage tickets, all with the click of a button!

Select **My Tickets** to begin managing your MY SHEA'S Account.



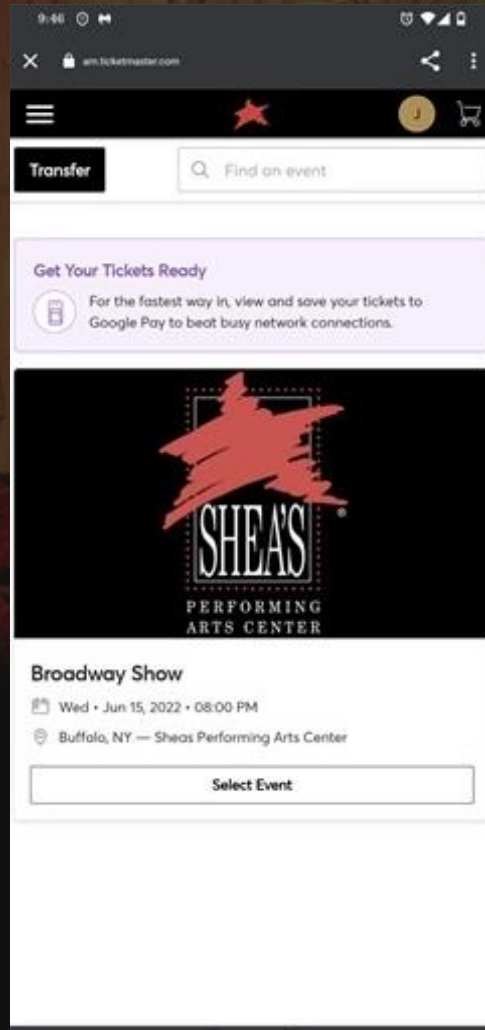
Here, you will find a listing of all the upcoming events that you have tickets to.

With MY SHEA'S App, you can easily view your tickets, transfer a seat to a friend, download your tickets to Google Pay, or have your barcode scanned by our ticket takers.

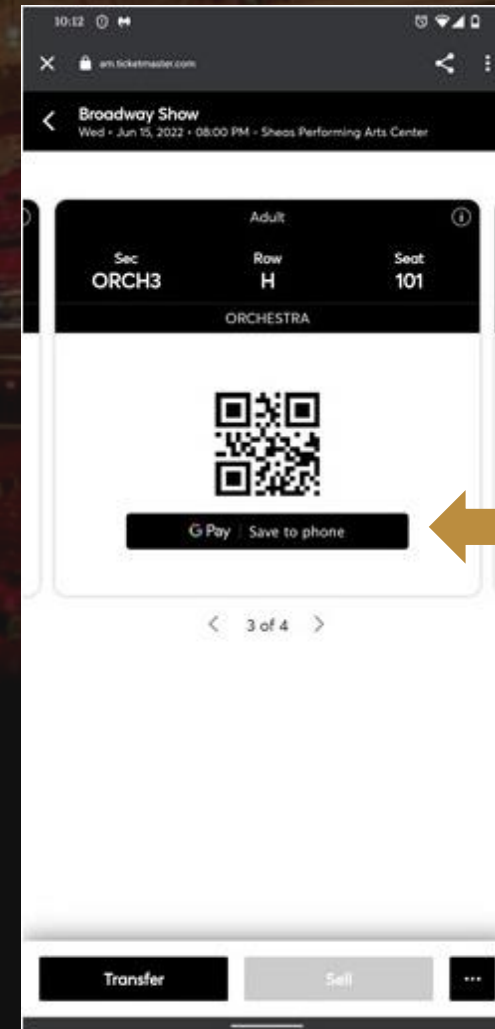
Click **Select Event** to begin to managing your tickets for that show.



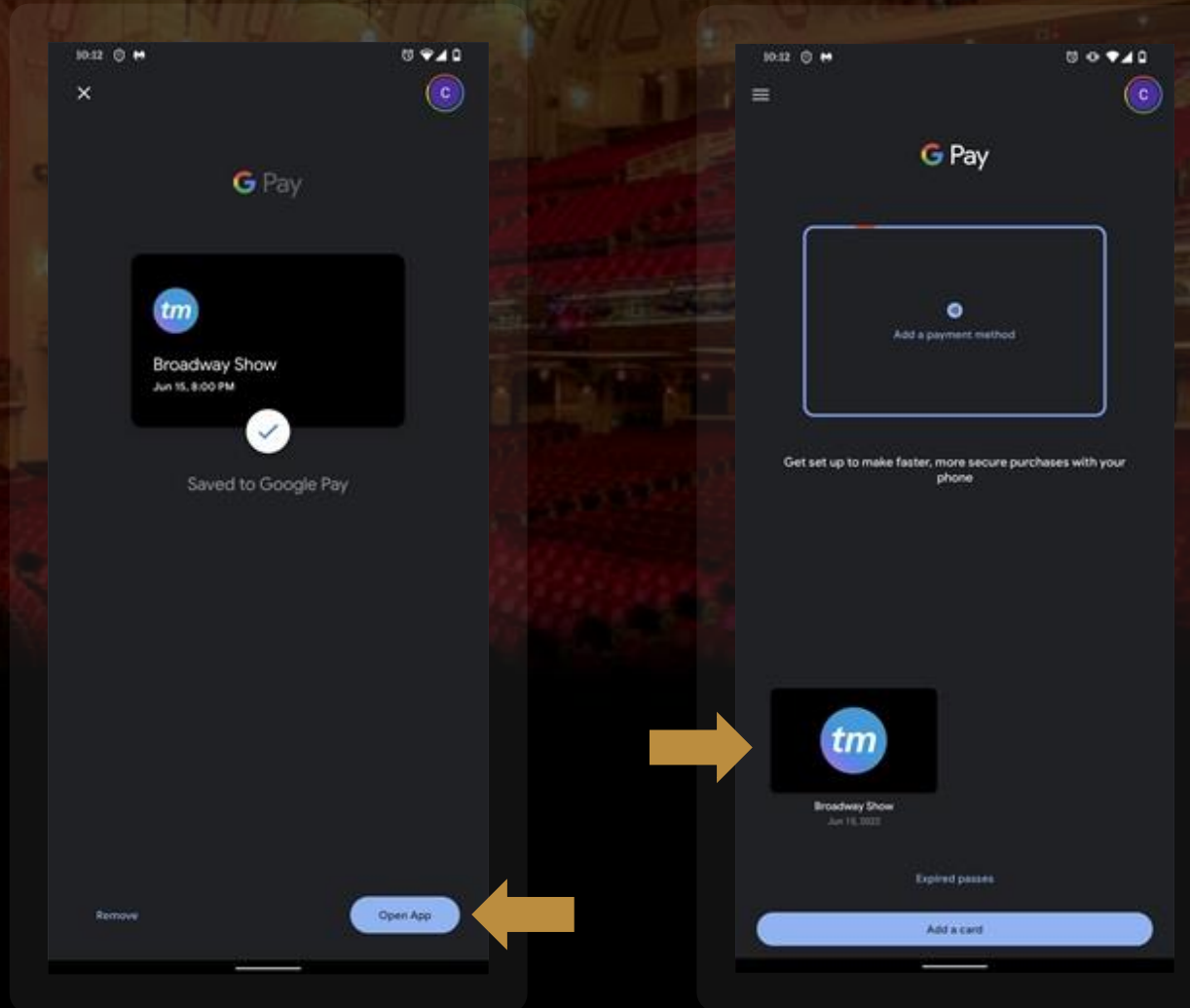
1. Once you have clicked **Select Event**, *tap* the ticket you'd like to add to your wallet. Please note you'll need to add each one separately if you'd like to add them all.



2. To speed up the ticket scanning process when coming to see a show at Shea's, you can download your ticket in advance by clicking on **GPay | Save to phone**.



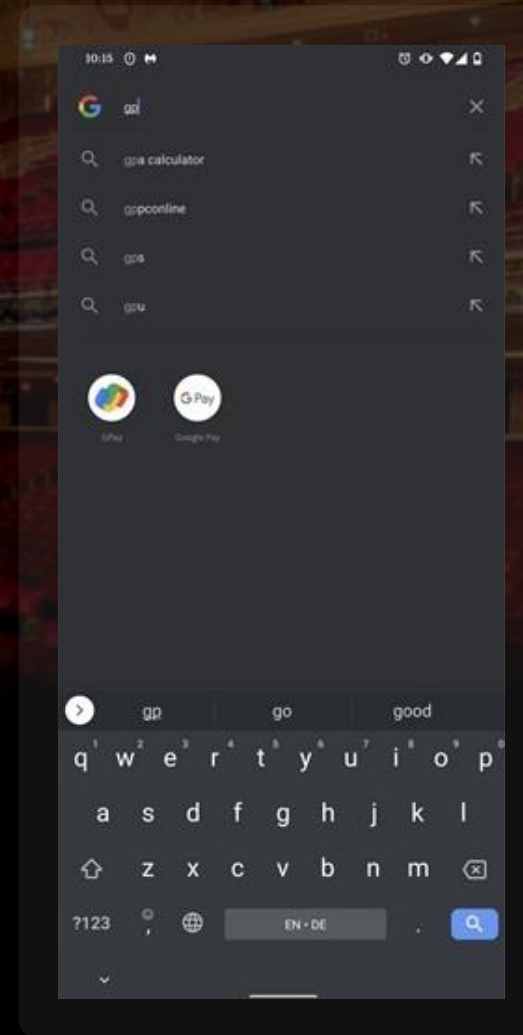
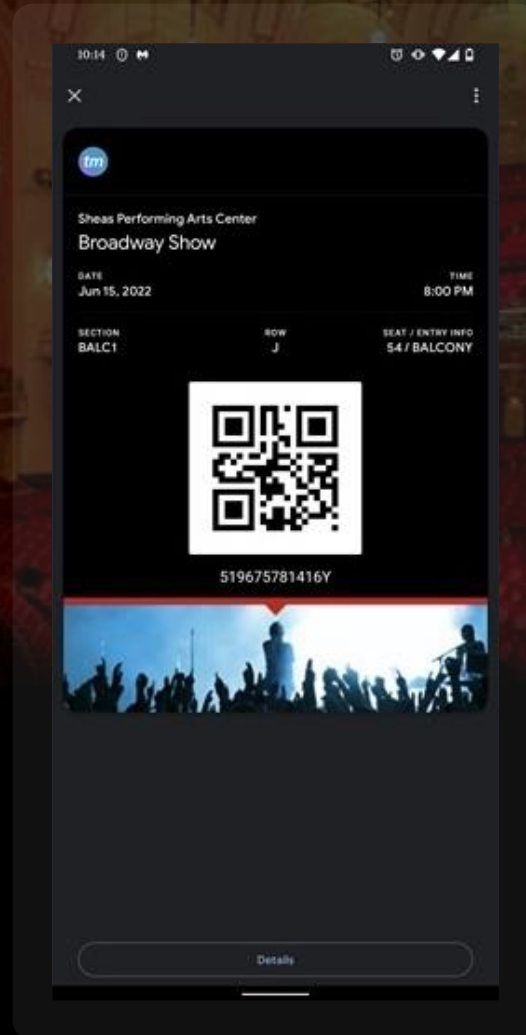
3. You may be prompted to log into your Google account if you've not done so already. Once you see this screen, the tickets have been added to Google Pay and can be viewed by clicking **Open App**



4. Tap the TM icon to view any tickets you've already saved.

5. Once your ticket has been added to Google Pay, you are all set for an easy ticket scanning experience at Shea's!

Please Note: If you transfer a ticket that has previously been added, it will still be viewable in GPay, but not valid for scanning.



6. When you are ready to go through the theater doors and present your tickets to the scanners, you can quickly pull your ticket barcode up by going to your **Google Pay** to find your tickets.



# HOW TO:



Buy Tickets



Claim Tickets



Exchange Tickets



See Ticket Details



Transfer Tickets



View Barcode

# FAQ:

? The tickets aren't in my account.

You may have logged in using an email not associated with your tickets, or the tickets have not yet been made available in your MY SHEA'S Account. Please [contact the Shea's Box Office](#) to confirm your email address and your tickets.

? Why should I use Google Pay?

Google Pay is a pre-installed app intended to make mobile ticketing without needing an internet connection. We recommend downloading your tickets to speed up the barcode scanning process.

? When should I add tickets?

Anytime before you enter the doors! Being able to pull up your tickets with Google Pay makes scanning your tickets simple, so we can get you to your seats.

? Why does it say Ticketmaster?

MY SHEA'S Account is hosted through Ticketmaster, as is all our mobile ticketing.

? Can I just View Barcode in MY SHEA'S App?

Yes, you can also just pull up the barcode on MY SHEA'S App and get scanned in. Remember to swipe left to scan multiple tickets!